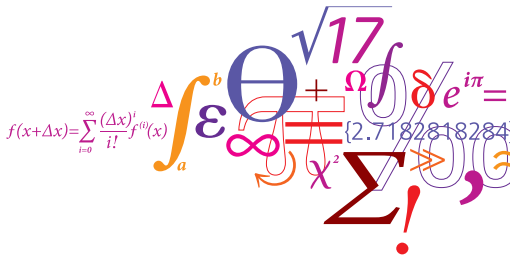


02157 Functional Programming

Finite Trees (I)

Michael R. Hansen



DTU Informatics

Department of Informatics and Mathematical Modelling

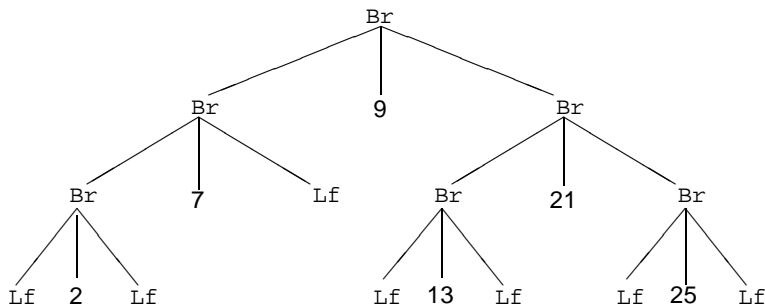
Finite Trees

- Algebraic Datatypes.
 - Non-recursive type declarations: **Disjoint union** (Lecture 4)
 - Recursive type declarations: **Finite trees**
- Recursions following the structure of trees
- Illustrative examples:
 - Search trees
 - Expression trees
 - File systems
 - ...
- Mutual recursion, layered pattern, polymorphic type declarations

Finite trees

A *finite tree* is a value which may contain a subcomponent of the same type.

Example: A *binary search tree*



Condition: for every node containing the value x : every value in the left subtree is smaller than x , and every value in the right subtree is greater than x .

Example: Binary Trees

A *recursive datatype* is used to represent values which are trees.

```

type Tree = Lf
           | Br of Tree*int*Tree;;

Lf;;
val it : Tree = Lf

Br;;
val it : Tree * int * Tree -> Tree = <fun:clo@4>

```

The two parts in the declaration are **rules** for generating trees:

- **Lf** is a tree
- if t_1, t_2 are trees, n is an integer, then $\text{Br}(t_1, n, t_2)$ is a tree.

The tree from the previous slide is denoted by:

```

Br ( Br ( Br ( Lf , 2 , Lf ) , 7 , Lf ) ,
      9 ,
      Br ( Br ( Lf , 13 , Lf ) , 21 , Br ( Lf , 25 , Lf ) ) )

```

Binary search trees: Insertion

- Recursion on the structure of trees
- Constructors `Lf` and `Br` are used in **patterns**
- The search tree condition is an **invariant** for `insert`

```
let rec insert i = function
  | Lf          -> Br(Lf,i,Lf)
  | Br(t1,j,t2) as tr ->
      match compare i j with
      | 0          -> tr
      | n when n<0 -> Br(insert i t1 , j, t2)
      | _          -> Br(t1,j, insert i t2);;
val insert : int -> Tree -> Tree
```

Example:

```
let t1 = Br(Lf, 3, Br(Lf, 5, Lf));;
let t2 = insert 4 t1;;
val t2 : Tree = Br (Lf,3,Br (Br (Lf,4,Lf),5,Lf))
```

Binary search trees: `member` and `inOrder` traversal

```

let rec memberOf i = function
  | Lf          -> false
  | Br(t1,j,t2) -> match compare i j with
                    | 0      -> true
                    | n when n<0 -> memberOf i t1
                    | _        -> memberOf i t2;;
val memberOf : int -> Tree -> bool

```

In-order traversal

```

let rec inOrder = function
  | Lf          -> []
  | Br(t1,j,t2) -> inOrder t1 @ [j] @ inOrder t2;;

val toList : Tree -> int list

```

gives a sorted list

```

inOrder(Br(Br(Lf,1,Lf), 3, Br(Br(Lf,4,Lf), 5, Lf))));;
val it : int list = [1; 3; 4; 5]

```

Deletions in search trees

Delete **minimal element** in a search tree: `Tree -> int * Tree`

```
let rec delMin = function
  | Br(Lf,i,t2) -> (i,t2)
  | Br(t1,i,t2) -> let (m,t1') = delMin t1
                    (m, Br(t1',i,t2));;
```

Delete **element** in a search tree: `int -> Tree -> Tree`

```
let rec delete j = function
  | Lf -> Lf
  | Br(t1,i,t2) ->
      match compare i j with
      | n when n<0 -> Br(t1,i,delete j t2)
      | n when n>0 -> Br(delete j t1,i,t2)
      | _ ->
          match t2 with
          | Lf -> t1
          | _ -> let (m,t2') = delMin t2
                  Br(t1,m,t2');;
```

Parameterize type declarations

The programs on search trees just requires an ordering on elements
– they do not need to be integers.

A polymorphic tree type is declared as follows:

```
type Tree<'a> = Lf | Br of Tree<'a> * 'a * Tree<'a>;;
```

Program texts are unchanged (though **polymorphic** now), for example

```
let rec insert i = function
  ...
  | Br(t1,j,t2) as tr -> match compare i j with
  ... ;;
val insert: 'a -> Tree<'a> -> Tree<'a> when 'a: comparison

let ti = insert 4 (Br(Lf, 3, Br(Lf, 5, Lf)));;
val ti : Tree<int> = Br (Lf,3,Br (Br (Lf,4,Lf),5,Lf))

let ts = insert "4" (Br(Lf, "3", Br(Lf, "5", Lf)));;
val ts : Tree<string>
  = Br (Lf,"3",Br (Br (Lf,"4",Lf),"5",Lf))
```


For example

```
let rec inFoldBack f t e =
  match t with
  | Lf          -> e
  | Br(t1,x,t2) -> let er = inFoldBack f t2 e
                    inFoldBack f t1 (f x er);;
val inFoldBack: ('a -> 'b -> 'b) -> Tree<'a> -> 'b -> 'b
```

satisfies

```
inFoldBack f t e = List.foldBack f (inOrder t) e
```

It traverses the tree without building the list- For example:

```
let ta = Br(Br(Br(Lf,-3,Lf),0,Br(Lf,2,Lf)),5,Br(Lf,7,Lf));;

inOrder ta;;
val it : int list = [-3; 0; 2; 5; 7]

inFoldBack (-) ta 0;;
val it : int = 1
```

Example: Expression Trees

```
type Fexpr =  
  | Const of float  
  | X  
  | Add of Fexpr * Fexpr  
  | Sub of Fexpr * Fexpr  
  | Mul of Fexpr * Fexpr  
  | Div of Fexpr * Fexpr;;
```

Defines 6 **constructors**:

- Const: float -> Fexpr
- X : Fexpr
- Add: Fexpr * Fexpr -> Fexpr
- Sub: Fexpr * Fexpr -> Fexpr
- Mul: Fexpr * Fexpr -> Fexpr
- Div: Fexpr * Fexpr -> Fexpr

A classic example in functional programming:

```
let rec D = function
  | Const _      -> Const 0.0
  | X            -> Const 1.0
  | Add(fe1,fe2) -> Add(D fe1,D fe2)
  | Sub(fe1,fe2) -> Sub(D fe1,D fe2)
  | Mul(fe1,fe2) -> Add(Mul(D fe1,fe2),Mul(fe1,D fe2))
  | Div(fe1,fe2) -> Div(
                                Sub(Mul(D fe1,fe2),Mul(fe1,D fe2)),
                                Mul(fe2,fe2));;
```

Notice the direct correspondence with the rules of differentiation.

Can be tried out directly, as tree are "just" values, for example:

```
D(Add(Mul(Const 3.0, X), Mul(X, X)));;
val it : Fexpr =
  Add
    (Add (Mul (Const 0.0,X),Mul (Const 3.0,Const 1.0)),
      Add (Mul (Const 1.0,X),Mul (X,Const 1.0)))
```

Expressions: Computation of values

Given a value (a float) for x , then every expression denote a float.

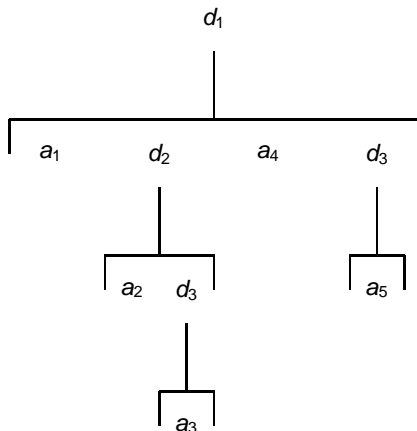
```
compute : float -> Fexpr -> float
```

```
let rec compute x = function
| Const r      -> r
| X            -> x
| Add(fe1,fe2) -> compute x fe1 + compute x fe2
| Sub(fe1,fe2) -> compute x fe1 - compute x fe2
| Mul(fe1,fe2) -> compute x fe1 * compute x fe2
| Div(fe1,fe2) -> compute x fe1 / compute x fe2;;
```

Example:

```
compute 4.0 (Mul(X, Add(Const 2.0, X)));;
val it : float = 24.0
```

Mutual recursion. Example: File system



- A **file system** is a list of **elements**
- an **element** is a file or a directory, which is a named **file system**

Mutually recursive type declarations

- are combined using **and**

```
type FileSys = Element list
and Element =
  | File of string
  | Dir of string * FileSys
```

```
let d1 =
  Dir("d1", [File "a1";
             Dir("d2", [File "a2";
                       Dir("d3", [File "a3"])]);
             File "a4";
             Dir("d3", [File "a5"])
  ])
```

The type of d1 is ?

Mutually recursive function declarations

- are combined using **and**

Example: extract the names occurring in file systems and elements.

```

let rec namesFileSys = function
  | []      -> []
  | e::es  -> (namesElement e) @ (namesFileSys es)
and namesElement = function
  | File s      -> [s]
  | Dir(s,fs)  -> s :: (namesFileSys fs) ;;
val namesFileSys : Element list -> string list
val namesElement : Element -> string list

namesElement dl ;;
val it : string list = ["d1"; "a1"; "d2"; "a2";
                       "d3"; "a3"; "a4"; "d3"; "a5"]

```

Finite Trees

- concepts
- illustrative examples

Notice the strength of having trees as values.

Notice that polymorphic types and mutual recursion are NOT biased to trees.