

Streaming: Sketching

Inge Li Gørtz

Today

- Sketching
- CountMin sketch

Sketching

Sketching

- **Sketching.** create compact sketch/summary of data.
- **Example.** Durand and Flajolet 2003.
 - Condensed the whole Shakespeares' work
- Estimated number of distinct words: 30897 (correct answer is 28239, ie. relative error of 9.4%).
- **Composable.**
 - Data streams S_1 and S_2 with sketches $sk(S_1)$ and $sk(S_2)$
 - There exists an efficiently computable function f such that

```
ghfffghfghggggghheehfhfhggghghhfgfffhhiigfhhffgfiihfhhh  
igigighfghffghigihghfhhegeeghggghhghhfdiigihighiehhffgg  
hfgighigffghdieghhggghhghhfiieffghghihifggffihghfggighgiiif  
fjfgjhhjiihfjgehgghfhfhjhiggghghihgghhihgiighghlgljfgjjmfl
```

$$sk(S_1 \cup S_2) = f(sk(S_1), sk(S_2))$$

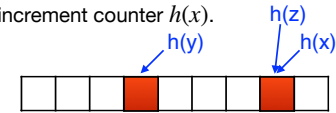
CountMin Sketch

Frequency Estimation

- **Frequency estimation.** Construct a sketch such that can estimate the frequency f_i of any element $i \in [n]$.

- **First try.**

- array of counters of width w . Counters all initialized to be zero.
- a pairwise independent hash function $h : [n] \rightarrow [w]$.
- When item x arrives increment counter $h(x)$.



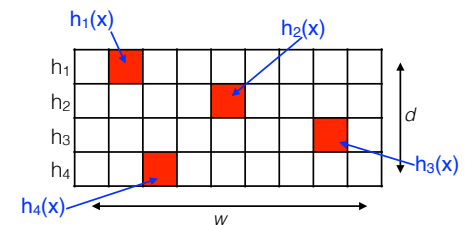
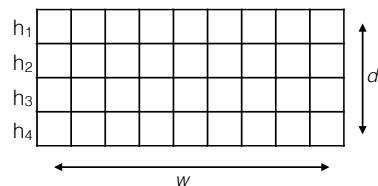
- $E[\hat{f}_i] \leq f_i + m/w$
- $P[\hat{f}_i \geq f_i + 2m/w] \leq 1/2$

CountMin Sketch

- Fixed array of counters of width w and depth d . Counters all initialized to be zero.
- Pairwise independent hash function for each row $h_i : [n] \rightarrow [w]$.
- When item x arrives increment counter $h_i(x)$ of in all rows.

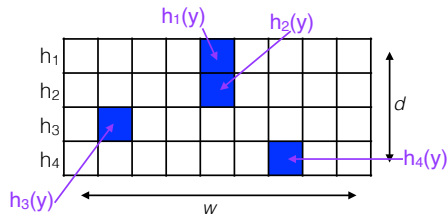
CountMin Sketch

- Fixed array of counters of width w and depth d . Counters all initialized to be zero.
- Pairwise independent hash function for each row $h_i : [n] \rightarrow [w]$.
- When item x arrives increment counter $h_i(x)$ of in all rows.



CountMin Sketch

- Fixed array of counters of width w and depth d . Counters all initialized to be zero.
- Pairwise independent hash function for each row $h_i : [n] \rightarrow [w]$.
- When item x arrives increment counter $h_i(x)$ of in all rows.
- Estimate frequency of y : return minimum of all entries y hash to.



CountMin Sketch

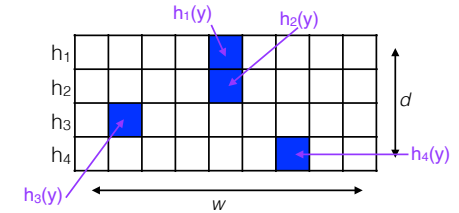
Algorithm 1: CountMin

```

Initialize  $d$  independent hash functions  $h_j : [n] \rightarrow [w]$ .
Set counter  $C_j(b) = 0$  for all  $j \in [d]$  and  $b \in [w]$ .
while Stream  $S$  not empty do
  if Insert( $x$ ) then
    for  $j = 1 \dots d$  do
       $C_j(h_j(x)) = +1$ 
    end
  else if Frequency( $i$ ) then
    return  $\hat{f}_i = \min_{j \in [d]} C_j(h_j(i))$ .
  end
end
    
```

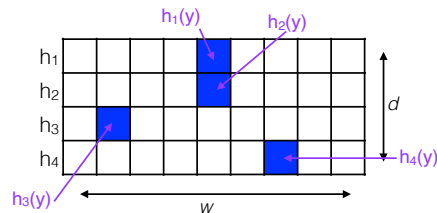
- The estimator \hat{f}_i has the following property:

- $\hat{f}_i \geq f_i$
- $\hat{f}_i \leq f_i + 2m/w$ with probability at least $1 - (1/2)^d$



CountMin Sketch: Analysis

- Use $w = 2/\epsilon$ and $d = \lg(1/\delta)$.
- The estimator \hat{f}_i has the following property:
 - $\hat{f}_i \geq f_i$
 - $\hat{f}_i \leq f_i + \epsilon m$ with probability at least $1 - \delta$
- **Space.** $O(dw) = O(2 \lg(1/\delta)/\epsilon) = O(\lg(1/\delta)/\epsilon)$ words.
- **Query and processing time.** $O(d) = O(\lg(1/\delta))$



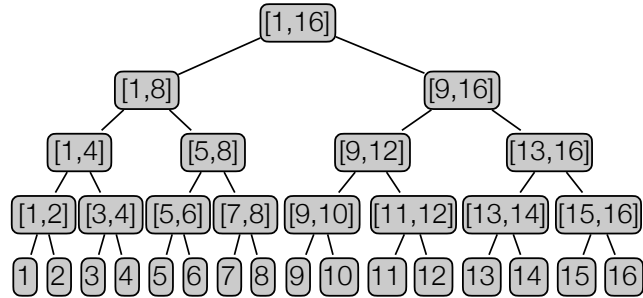
Applications of CountMin Sketch

- We can use the CountMin Sketch to solve e.g.:
 - **Heavy hitters:** List all heavy hitters (elements with frequency at least m/k).
 - **Range(a,b):** Return (an estimate of) the number of elements in the stream with value between a and b .
- **Exercise.**
 - How can we solve heavy hitters with a single CountMin sketch?
 - What is the space and query time?

Dyadic Intervals

- Dyadic intervals.** Set of intervals:

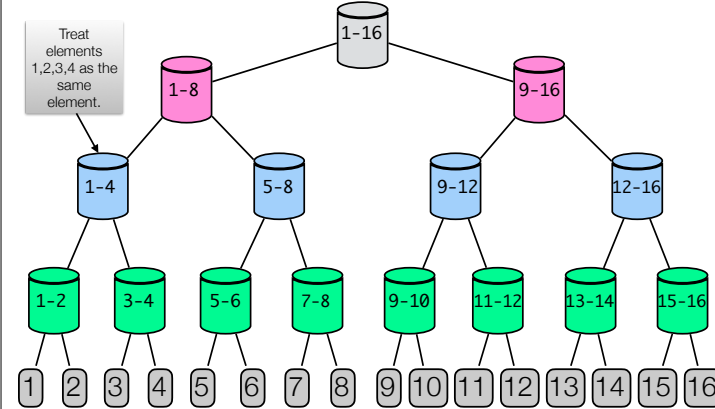
$$\{[j \frac{n}{2^i} + 1, \dots, (j+1) \frac{n}{2^i}] \mid 0 \leq i \leq \lg n, 0 \leq j < 2^{i-1}\}$$



Heavy Hitters

- Heavy Hitters.** Store a CountMin Sketch for each level in the tree of dyadic intervals (same d and w for all sketches).

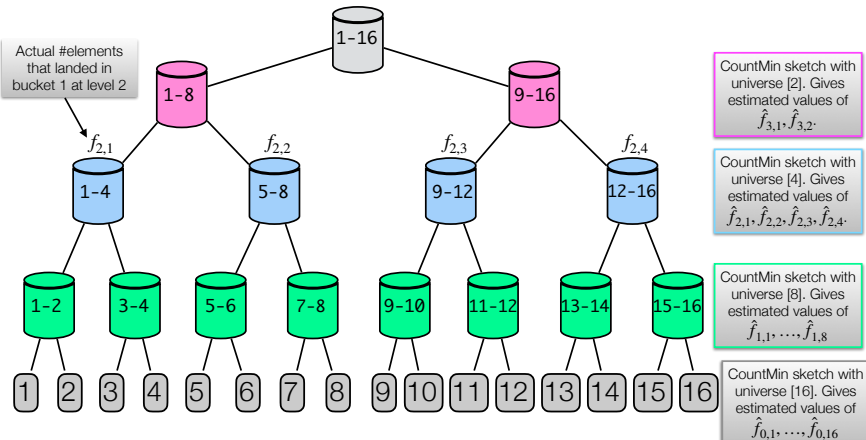
- On a level: Treat all elements in same bucket/interval as the same element.



Heavy Hitters

- Heavy Hitters.** Store a CountMin Sketch for each level in the tree of dyadic intervals (same d and w for all sketches).

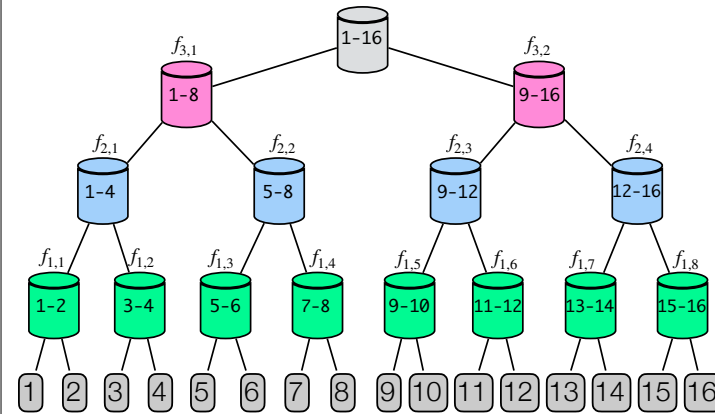
- On a level: Treat all elements in same bucket/interval as the same element.



Heavy Hitters

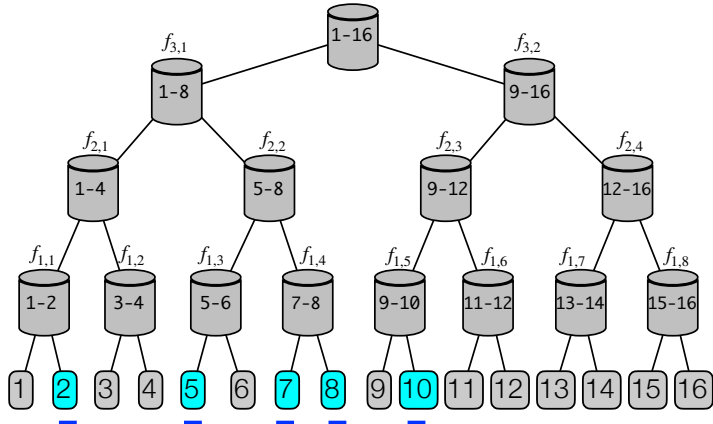
- Heavy Hitters.** Store a CountMin Sketch for each level in the tree of dyadic intervals (same d and w for all sketches).

- On a level: Treat all elements in same bucket/interval as the same element.



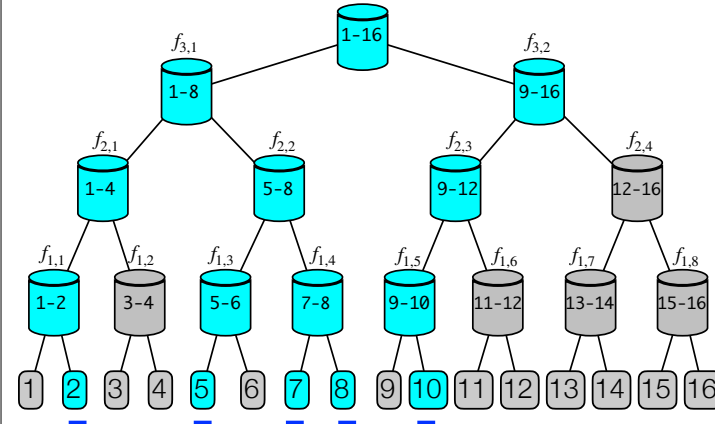
Heavy Hitters

- **Heavy Hitters.** Store a CountMin Sketch for each level in the tree of dyadic intervals (same d and w for all sketches).
- On a level: Treat all elements in same bucket/interval as the same element.



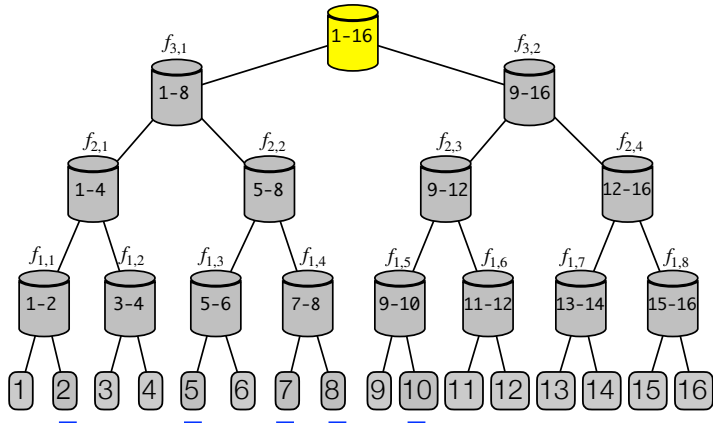
Heavy Hitters

- **Heavy Hitters.** Store a CountMin Sketch for each level in the tree of dyadic intervals (same d and w for all sketches).
- On a level: Treat all elements in same bucket/interval as the same element.



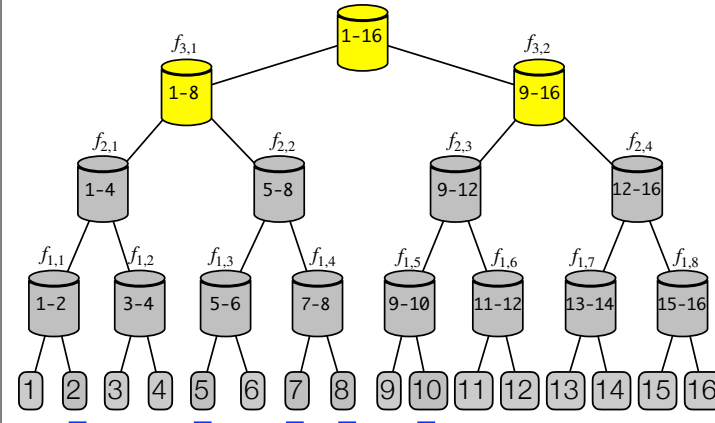
Heavy Hitters

- **Heavy Hitters.**
- traverse tree from root.
- only visit children with estimated frequency $\geq m/k$



Heavy Hitters

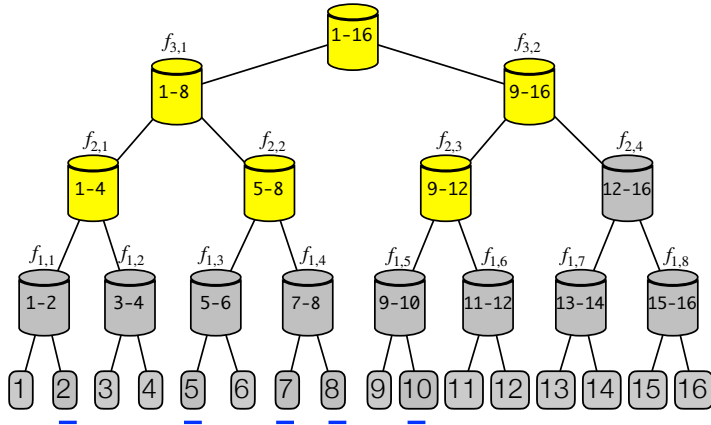
- **Heavy Hitters.**
- traverse tree from root.
- only visit children with estimated frequency $\geq m/k$



Heavy Hitters

- **Heavy Hitters.**

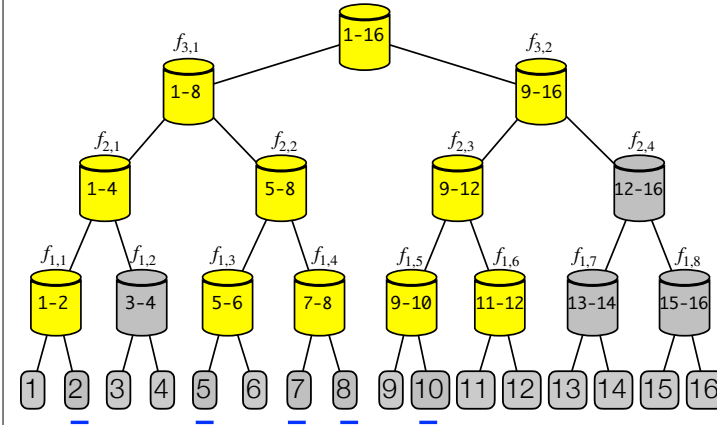
- traverse tree from root.
- only visit children with estimated frequency $\geq m/k$



Heavy Hitters

- **Heavy Hitters.**

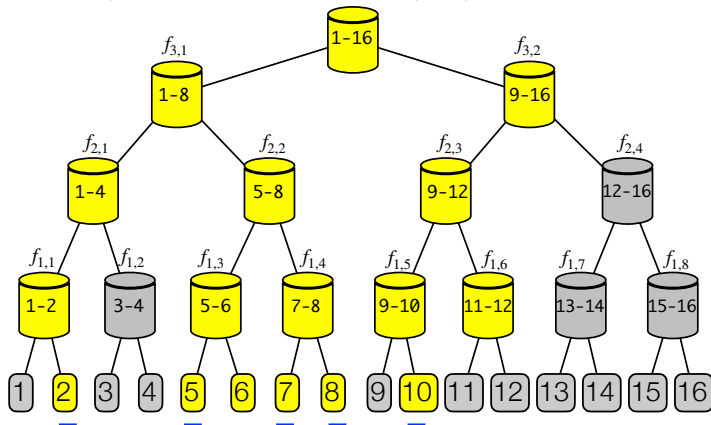
- traverse tree from root.
- only visit children with estimated frequency $\geq m/k$



Heavy Hitters

- **Heavy Hitters.**

- traverse tree from root.
- only visit children with estimated frequency $\geq m/k$



Heavy Hitters

- **Heavy Hitters.**

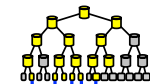
- Store a CountMin sketch for each level in the tree of dyadic intervals (same d and w for all sketches).
- On a level: Treat all elements in same bucket/interval as the same element.
- **To find heavy hitters:**
 - traverse tree from root.
 - only visit children with estimated frequency $\geq m/k$

- **Analysis.**

- **Time.** Assume CountMin sketch makes no large errors.
 - Number of intervals queried: $O(k \lg n)$.
 - Query time: $O(k \lg n \cdot \lg(1/\delta))$

- **Space.**

$$O\left(\lg n \cdot \frac{1}{\epsilon} \lg\left(\frac{1}{\delta}\right)\right) \text{ words.}$$



Count Sketch

Algorithm 2: CountSketch

```
Initialize  $d$  independent hash functions  $h_j : [n] \rightarrow [w]$ .
Initialize  $d$  independent hash functions  $s_j : [n] \rightarrow \{\pm 1\}$ .
Set counter  $C[j, b] = 0$  for all  $j \in [d]$  and  $b \in [w]$ .
while Stream S not empty do
  if Insert(x) then
    for  $j = 1 \dots d$  do
       $C[j, h_j(x)] =+ s_j(i)$ 
    end
  else if Frequency(i) then
     $\hat{f}_{ij} = C(h_j(i)) \cdot s_j(i)$ 
    return  $\hat{f}_{ij} = \text{median}_{j \in [d]} \hat{f}_{ij}$ 
  end
end
```

	Space	Error
Count-Min	$O\left(\frac{1}{\epsilon} \log n\right)$	ϵF_1 (one-sided)
Count-Sketch	$O\left(\frac{1}{\epsilon^2} \log n\right)$	$\epsilon \sqrt{F_2}$ (two-sided)